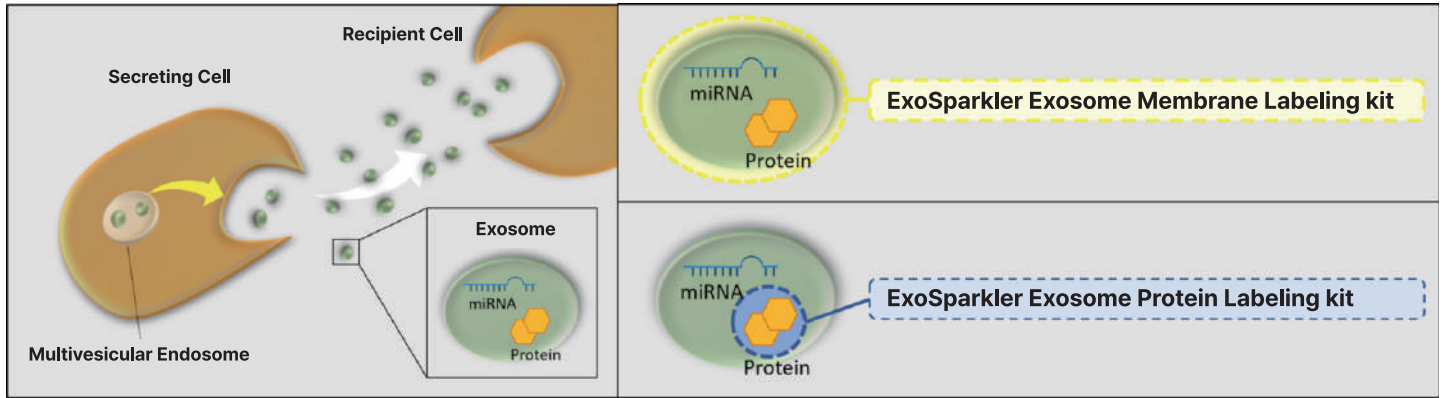
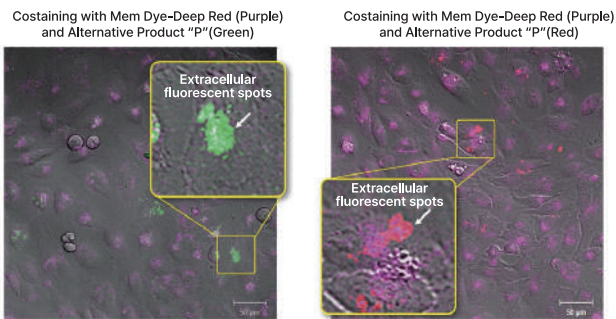


Exosome staining 을 위한 ExoSparkler Exosome Labeling Kit!

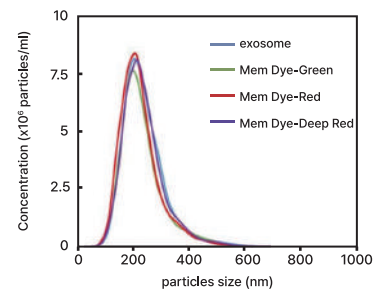


◆ No extracellular aggregation

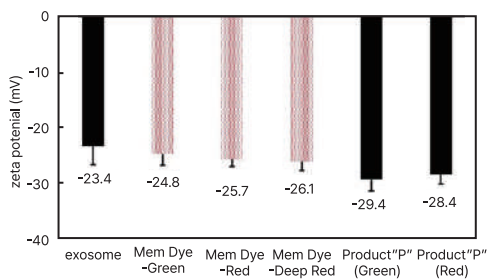


◆ No exosome particle size change

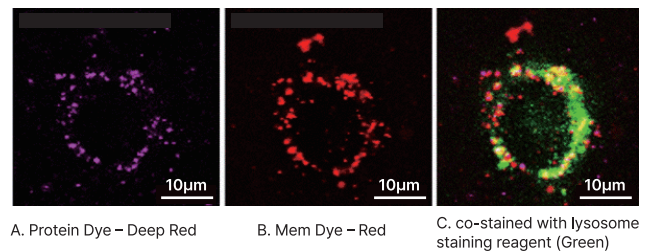
NTA comparison of dye-stained (Mem-Dye) or unstained exosomes



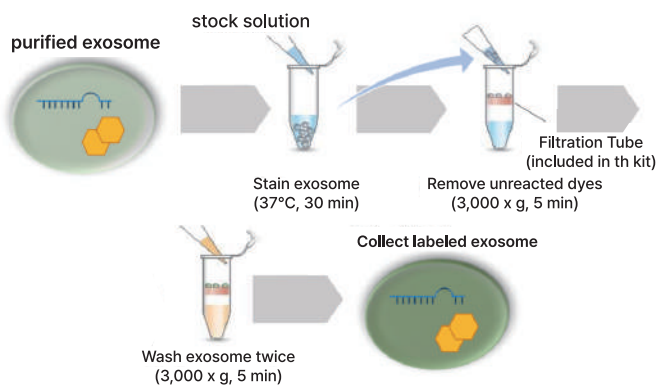
◆ Lower effect to zeta potential



◆ Exosomes stained with ExoSparkler



◆ Labeling procedure



• ExoSparkler series는 형광 labeling 후 반응하지 않은 dye의 제거를 위한 filtration tube가 kit에 포함되어 있습니다.

◆ Order information

Type	Color	Size	Cat#
Membrane	Green	5 samples	EX01-10
	Red		EX02-10
	Deep Red		EX03-10
Protein	Green		EX04-10
	Red		EX05-10
	Deep Red		EX06-10