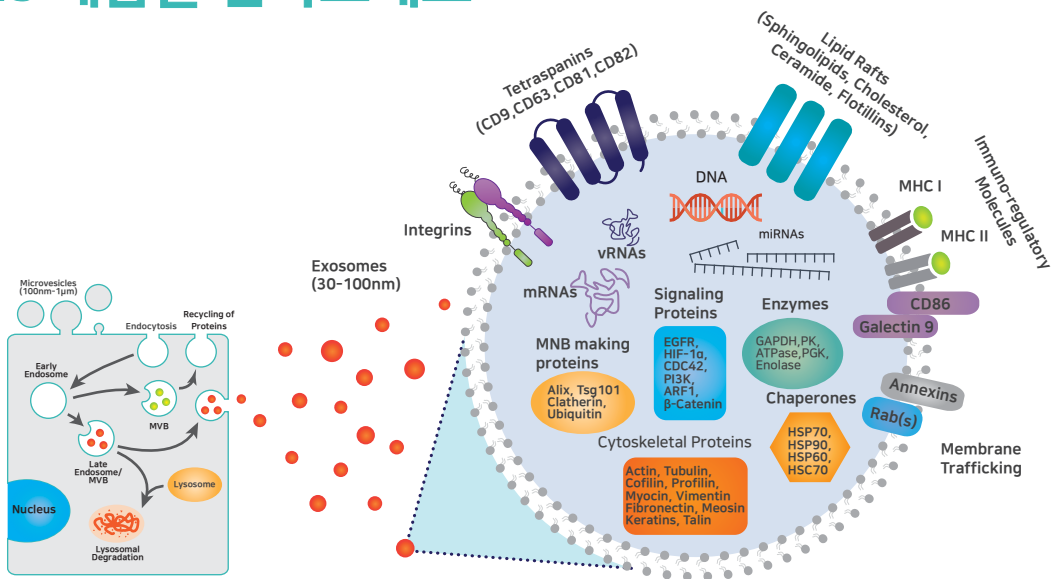


완벽한 Exosome 연구를 위한 Novus 제품을 만나보세요



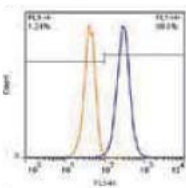
Antibodies for Exosome Markers

Target Name	Catalog No.	Host/Clonality	Applications	Species
Alix	NBP1-90201	Rb/Poly	WB, ICC/IF, IHC-P	Hu, Mu, Rt
CD24	MAB5248	Mu/Mono	IHC-P	Hu
CD63	NBP2-42225	Mu/mono	WB, DB, EM, ELISA, Flow, Func, ICC/IF, IP	Hu
CD63	MAB5417	Rt/Mono	Flow, IHC-Fr	Mu
CD63	NBP2-36567	Rt/Mono	WB, Flow	Hu, Mu
CD63	NB100-77913	Mu/mono	WB, Flow, ICC/IF, IHC-P, IP	Hu
CD81	NB100-65805	Mu/mono	WB, ELISA, Flow, ICC/IF, IHC-P, IP	Hu, Gt, Pm, Sh
CD81	MAB4865	Rt/Mono	Flow	Mu
CD9	NBP2-22187	Mu/mono	WB, ELISA, Flow, IHC-P	Hu
CD9	MAB5218	Rt/Mono	Flow, IHC-Fr	Mu
CD9	NB100-77915	Mu/mono	Flow, ICC/IF	Hu, Bv, Ca, Eq, Rb, Sh
TSG101	NB200-112	Mu/mono	WB, ELISA, Flow ICC/IF, IHC-P, IP	Hu, Mu, Rt, Ha, Pm
TSG101	NBP1-80659	Rb/Poly	WB, ICC/IF, IHC-P	Hu, Mu, Rt

Novus홈페이지를 통해 **RNA Extraction Kit, Isolation Kit** 도 만나보세요

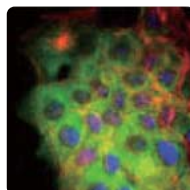
다양한 Application

CD63 Antibody(H5C6)
[NBP2-42225]
(16 Publications)



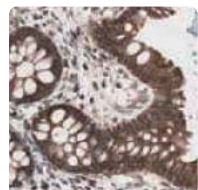
Flow, A431 epidermoid cancer cells

CD81 Antibody(1D6)
[NB100-65805]
(12 Publications)



ICC/IF, A431 epidermoid cancer cells

TSG101 Antibody
[NBP1-80659]
(3 Publications)



IHC-P Human rectal tissue